

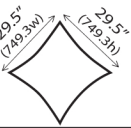

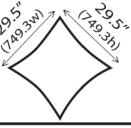
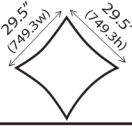
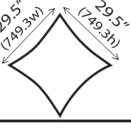
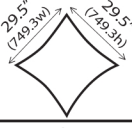
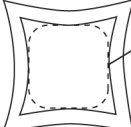


A	Skin	Size	
			W H
		1x1 Single Twist Shown as it will appear on the Xpressions unit	
B	Skin	Size	
			W H
		1x1 Single Twist Shown as it will appear on the Xpressions unit	
C	Skin	Size	
			W H
		1x1 Single Twist Shown as it will appear on the Xpressions unit	
D	Skin	Size	
			W H
		1x1 Single Twist Shown as it will appear on the Xpressions unit	
E	Skin	Size	
			W H
		1x1 Single Twist Shown as it will appear on the Xpressions unit	
F	Skin	Size	
			W H
		1x1 Single Twist Shown as it will appear on the Xpressions unit	
G	Skin	Size	
			W H
		1x1 Single Twist Shown as it will appear on the Xpressions unit	
H	Skin	Size	
			W H
		1x1 Single Twist Shown as it will appear on the Xpressions unit	

It is recommended that all text and borders be 2" from the finish size



Focus Area Key

focus area is always 3"-5" inside edge of all four sides on all skin styles and sizes